

Household Garbage Disposal Method

① Dispose only on designated collection days

Please check the collection schedule of your area.

② Dispose at your designated site and time

Bring your garbage to your designated collection site between 6 and 8 am.

③ Separate your garbage properly into 4 categories: household garbage, recyclables, bulk waste, and mercury waste.



***If your garbage is separated incorrectly, it will not be collected, and left behind with a regulation violation sticker.**



シール

Garbage Separation

Garbage is to be separated into 4 categories: household garbage, recyclables, bulk waste, and mercury waste.

Household garbage Katei-gomi

- Kitchen scraps
- Plastic containers
- Things that cannot be sorted into the other trash types

Refer to P2.

Recyclables Shigennkabutsu

- Metal items
- Glass bottles
- Aerosol/spray cans
- Empty cans
- Used batteries
- PET bottles
- Used paper

Refer to P2~3.

Bulk waste Sodai-gomi

- Items that exceed 50cm in length on one side.

Refer to P4.

Mercury waste


- Fluorescent bulbs
- Mercury thermometers
- Mercury blood pressure monitors

Refer to P4.

News

Mercury garbage collection starts December 2016.

Refer to P4.



Information on garbage separation will be sent through the Aki Eco Don Don Project App!

The above application also includes garbage separation calendars and garbage separation guides. Scan the QR code to download this application.



● 家庭ごみ Katei-gomi: Household Garbage (Collected 2x per wk.)

Main items



- Kitchen scraps (Drained of moisture)
- Used kitchen oil (Wiped up in paper or cloth)
- Wooden items, woodchips and timber
- Clothes
- Regular and paper diapers
- Leather items
- Rubber and vinyl items
- Non-recyclable paper items
- Plastic items
- Styrofoam



- Umbrellas with wooden handles
(Acceptable even if longer than 50cm)
- Pottery and broken glass
(wrapped in some form of cloth)

Important Points

10ℓ	20ℓ	30ℓ	45ℓ



- Use the above designated collection bags for household garbage (available for a fee). Your garbage will not be collected if it is disposed of in a different type of bag, such as regular plastic bags.
- In general you can throw out up to two bags per collection.
- Bulk waste refers to items exceeding 50 cm in length on one side.
- Wrap dangerous items, such as glass or bamboo skewers, in paper and put them in the center of the bag.

Free of charge items

- Pruned branches
 - Cut within 50 cm in length and bundle them. You can throw out up to two bundles on the collection day for household garbage.
- Grass (weeds, cut grasses) and raked leaves
 - Put in a collection bag for recyclables (資源化物) and bring out on the collection day for household garbage.
- Regular and paper diapers
 - Put in a collection bag for recyclables (資源化物) and bring out on the collection day for household garbage with “おむつ”(diaper) written across the bag.



● 資源化物 Shigenkabutsu —Recyclables—

Metals (Collected once a month) *Items containing more than 50% metal.

- Put them in a collection bag for the recyclables. Your garbage will not be collected if it is disposed of in a different type of bag, such as a plastic bag.
- Items that exceed 50cm in length are considered bulk waste. (Refer to P4.)
- Remove batteries out of electronic appliances before disposal. (Refer to P3.)
- For further information, please contact us.
- Umbrellas with metal handles (Acceptable even if longer than 50cm)



< Danger >

• Wrap sharp items, such as knives, in paper and put them in the center of the bag.

Umbrellas with metal handles




Bottles (Collected 2x per mo.)



- Dispose of them directly into the green collection box.
- The green collection box will be set out at your collection site the day before it will be collected.
- Bottle caps are considered household garbage (家庭ごみ).
- Rinse the bottle lightly before disposal.



Aerosol/spray cans (Collected 2x per mo.)



- After the can has been completely used up, please make sure to dispose of it in the green collection box without punching holes in it.
- Please don't put aerosol cans in the collection bag for metal cans.
- The green collection box will be set out at your collection site the day before it will be collected.



Used small household appliances (Collected in a designated box)

Place any small appliances you wish to discard into the collection boxes located at public facilities and supermarkets. The dimensions of the box slot are H15cm × W30cm × D30cm.

Precautions

- Be aware that once placed in the box you cannot retrieve your item again.
- Be sure to erase any personal information before disposal.
- Be sure to remove any batteries before disposal.
- Appliances such as air conditioners, TVs, refrigerators/freezers, washing machines/driers, and kerosene heaters cannot be disposed here.
- Used small household appliances from businesses cannot be disposed here.
- It is preferred that you use this box, but you can also dispose of these items, other than PCs, as metal items.



Main items

- ◆ Mobile phones/Handheld devices
- ◆ Telephones/Fax machines
- ◆ PCs
- ◆ Tablets and similar handheld devices
- ◆ Radios
- ◆ Digital cameras, film cameras
- ◆ Headphones, earphones
- ◆ Electric thermometers, electric blood pressure monitors

Collection installed locations

- Akita City Hall 1st floor
 - Municipal service centers (Except the Central Service Center)
 - Alve Service Center
 - Iwamisannai and Daishoji municipal service centers
 - Regional centers (Except Sotoasahikawa)
 - North Community Hall
 - Shimokitate and Taihei Community Centers
 - Meitoku, Tsuchizaki, and Araya municipal libraries
- *The following supermarkets are planned to be integrated in Dec. 2016.
- Itoku
 - Granmart
 - Jei Maruei
 - Supercenter Amano
 - Nice
 - Max Value

Cans (Collected 2x per mo.)

- Put the items into a designated collection bag for recyclables.
- It will not be collected if it is disposed of in a different type of bag, such as a plastic bag.



● Rinse the cans lightly with water.



Used dry-cell batteries (Collected 2x per mo.)

- Place them in a designated collection bag for recyclables with cans after putting into a transparent small plastic bag.



- Return rechargeable and button-type batteries to their retailers.



PET (polyethylene terephthalate) bottles (Collected 2x per mo.)

*Items marked (PET1)

- Put these items into a designated collection bag for the recyclables. They will not be collected if in different types of bags, such as plastic bags.



- Dispose of caps as household garbage (家庭ごみ).
- Rinse the bottle lightly.
- Vinyl Chloride (PVC) and cooking oil containers are considered household garbage (家庭ごみ).



● 資源化物 Shigennkabutu —Recyclables—

● 粗大ごみ Sodai-gomi — Bulk Waste —

Used Paper (Collected 2x per mo.)

Used paper is divided into four categories: newspapers & fliers, magazines & miscellaneous paper, cardboard, and paper cartons. Bind these items with string when recycling.



- Do not use adhesive tape.
- Photos, water-proofed paper, paper processed with aluminum, and paper packs should be put in household garbage (家庭ごみ) instead.
- It's best to put miscellaneous paper in a paper bag before tying it up in order to hold everything together more easily.



* Items of 50cm or larger in length on one side (e.g. large furniture)

- Please contact the bulk waste call center in advance.
- Each house is charged a fee for disposal. Fees vary dependent on the size of the article, but an estimate will be provided after calling in.
- The call center's phone lines are extremely busy on the first few days after holidays. Please make your reservations for disposal as soon as possible.
- You cannot dispose of these items in the standard trash collection box.

Bulk waste call center
TEL 018-839-2002

● 水銀含有ごみ Mercury Waste Collected 2x per mo.



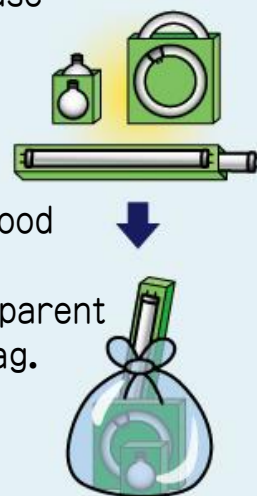
Mercury waste collection is to start December 1, 2016, and will be on the same days as the collection of bottles and cans.

Disposal Method

Put the items back in their original containers from the time of purchase (or wrap them with rags or paper), then into transparent bags, and place them next to the collection box for bottles.

Precautions

- Please put fluorescent bulbs, mercury thermometers, and mercury blood pressure monitors into individual transparent bags.
- Please wrap broken items with rags or paper and put them into transparent bags, shut them tightly, then please write "broken" 「ワレ」 across the bag.
- You can use the designated collection bag for recyclables for mercury disposal.
- Place LED light bulbs, incandescent lamps, and glow bulbs in the designated collection bags for household garbage.
- Put thermometers without mercury (red or blue liquids) into the designated collection bag for household garbage.



Contact: TEL 018-888-5706

Contact: Eco-City Promotion Section
TEL 018-888-5708